



District Report Card: 2017


State: Punjab	District: Nawanshahr
Class: 8	Subject: Language
Schools: 51	Students: 1168


Participation/Coverage


Students

<div>GENDER</div> <div></div>	Boys		Girls	
	Number	%	Number	%
	575	49.23	593	50.77

<div>AREA</div> <div></div>	Rural		Urban	
	Number	%	Number	%
	1038	88.87	130	11.13

<div>CATEGORY</div> <div></div>	SC		ST		OBC		GEN	
	Number	%	Number	%	Number	%	Number	%
	761	65.15	5	0.43	232	19.86	170	14.55

<div>CWSN</div> <div></div>	LD	VI	HI	S&LD	ID	Oth
	2	0	1	4	0	31

<div>Management</div> <div></div>	Government		Government-aided	
	Number	%	Number	%
	1055	90.33	113	9.67

Average Performance of Students in Language (%)

Overall	Gender		Area		Management		Social Group			
	Male	Female	Rural	Urban	Govt.	Aided	SC	ST	OBC	GEN
51.15	49.50	52.76	51.45	48.77	51.10	51.68	51.97	49.33	50.55	48.39

Performance on Learning Outcomes (LOs)

Learning Outcomes	Description	Average Performance(%)
L813	Read textual/non-textual materials with comprehension and identifies the details, characters, main idea and sequence of ideas and events while reading	51.15

Range of Performance of Students who Answered Correctly							
Below 30%		30% - 50%		50% - 75%		Above 75%	
Number	%	Number	%	Number	%	Number	%
219	18.75	288	24.66	489	41.87	172	14.73

Lowest Performing Learning Outcomes (LOs)

1 - Read textual/non-textual materials with comprehension and identifies the details, characters, main idea and sequence of ideas and events while reading (51.15)